

**OBJECTIVE OUTCOME
INDICATORS
4th Quarter 2019**

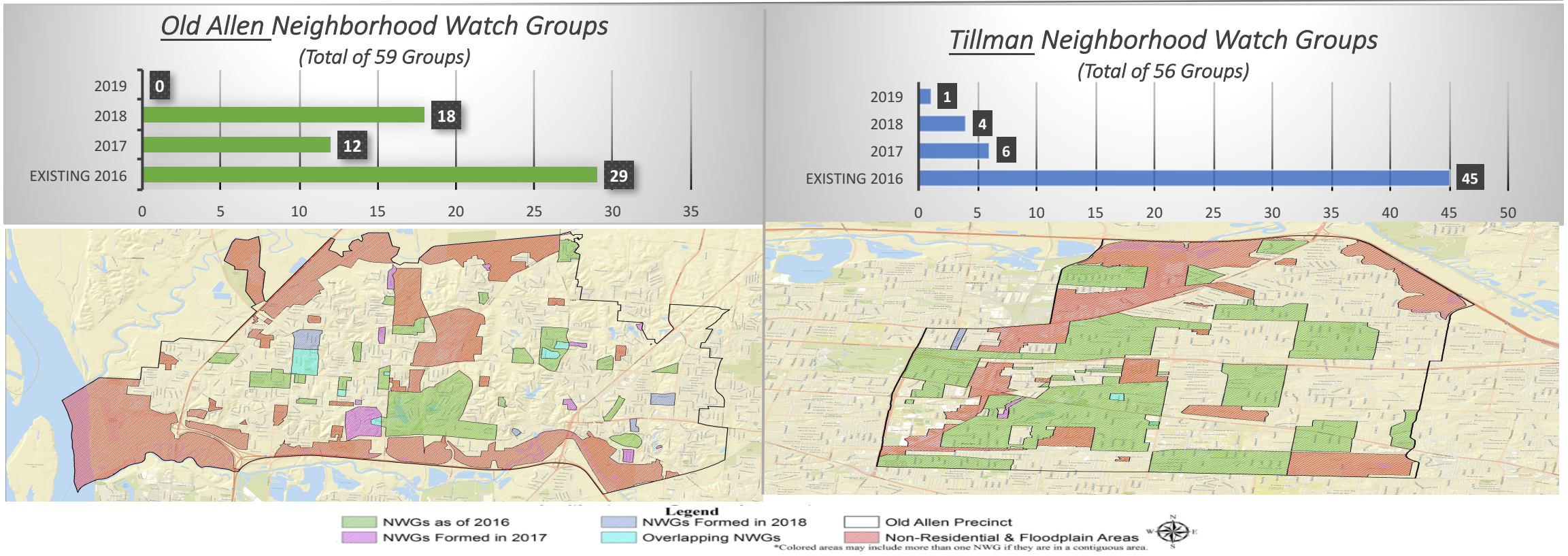
Goal A: Strengthen community engagement in crime prevention efforts.

OBJECTIVE 1: Establish and maintain a “Neighborhood Safety Initiative” (NSI) that builds on and strengthens partnerships among neighborhood groups, law enforcement, and other city/county government agencies.

OBJECTIVE OWNERS: Crime Commission, City of Memphis, and Shelby County

OUTCOME: Double the number of active neighborhood watch groups in the NSI geographic areas by 2021.

The charts show growth in numbers through June 2019. The maps reflecting geographic coverage appear below (as of end of 2018). The annualized goal is organizing active NWGs in at least 20% of those populated areas without a group. Language for this outcome in 2019 is being revised based upon greater understanding of neighborhoods over the past two years of involvement in this project. Rev. 6/19.

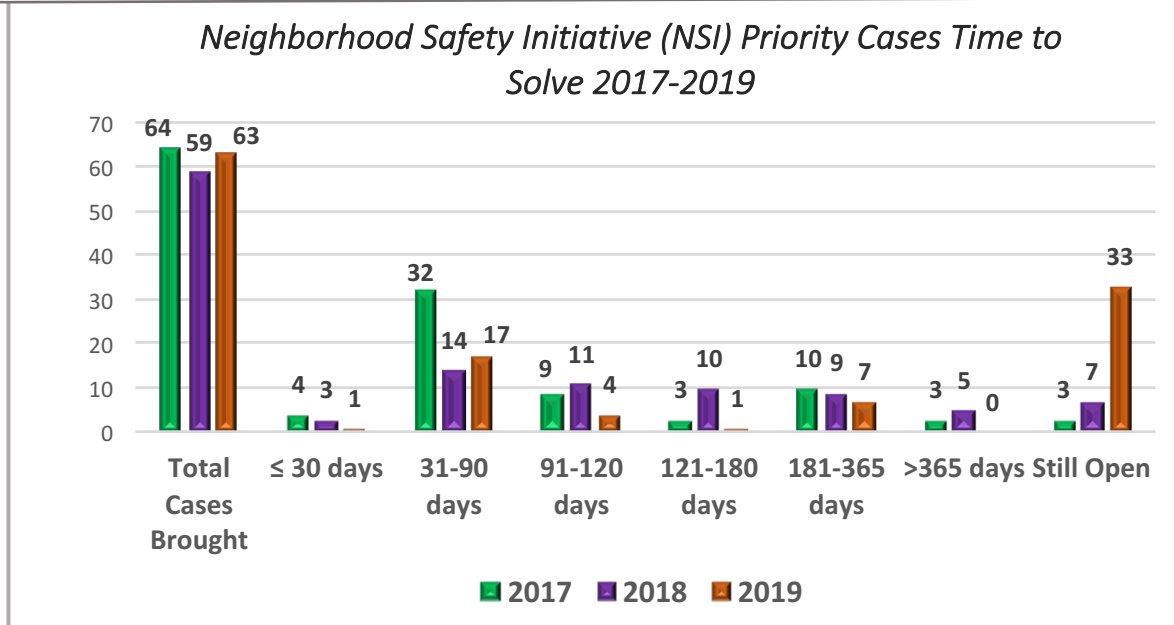
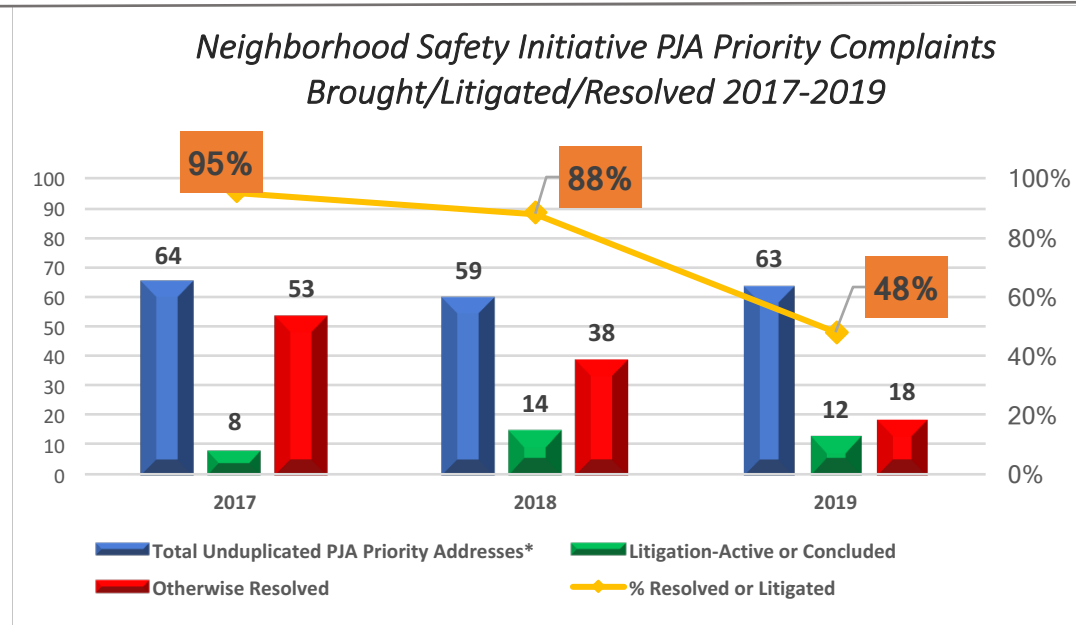


Goal A: Strengthen community engagement in crime prevention efforts.

OBJECTIVE 1: Establish and maintain a “Neighborhood Safety Initiative” (NSI) that builds on and strengthens partnerships among neighborhood groups, law enforcement, and other city/county government agencies.

OBJECTIVE OWNERS: Crime Commission, City of Memphis, and Shelby County

OUTCOME: Obtain a solve rate to the satisfaction of PJA leadership of at least 80% for complaints brought to the NSI as priorities, with a median turnaround time of no more than 90 days. Only up to 3 blight/3 crime cases per PJA per month are being followed, with “closed” date reflecting PJA leadership satisfaction that the matter is resolved within a 12-month period. “Litigation” means the case was referred to the Environmental Court for further action and could be active or concluded. This result may differ from what a review of 311 records would show. 2018 numbers include many cases which have not ripened for full comparison. The number of resolved cases and therefore percentage of 2018 cases closed within 12 months will increase going forward into 2019. See the second chart that provides a more direct comparison in terms of how many cases close within a certain amount of time.



*Litigated matters may still be pending in court. Source NSI Rev. 1/2020

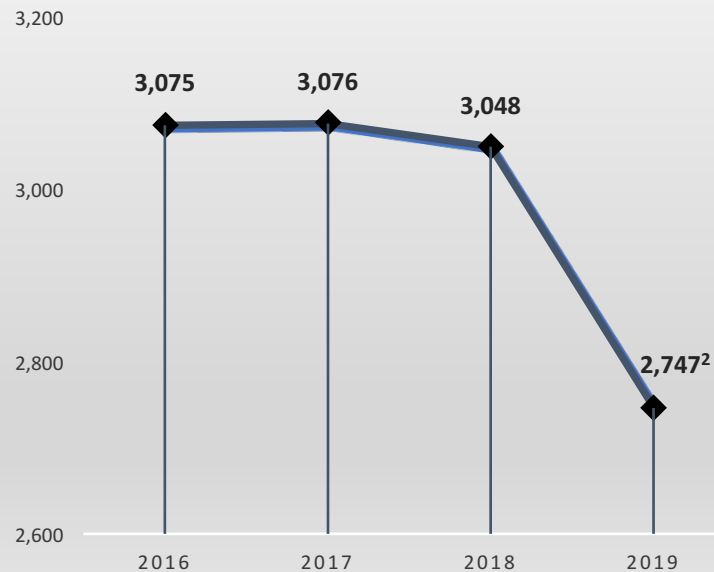
Goal A: Strengthen community engagement in crime prevention efforts.

OBJECTIVE 1: Establish and maintain a “Neighborhood Safety Initiative” (NSI) that builds on and strengthens partnerships among neighborhood groups, law enforcement, and other city/county government agencies.

OBJECTIVE OWNERS: Crime Commission, City of Memphis, and Shelby County

OUTCOME: Reduce the major violent and property crime rate in the NSI geographic areas by an amount greater than the citywide rate.

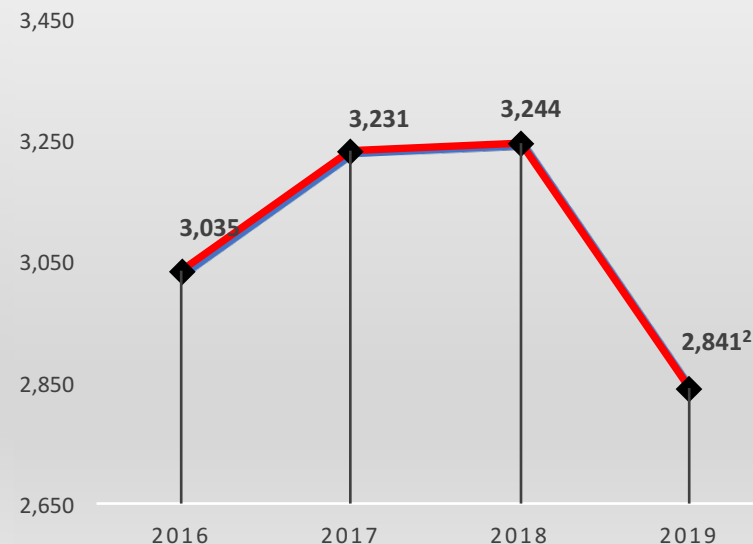
REPORTED BLUE CRUSH CRIMES IN MEMPHIS POLICE DEPARTMENT'S OLD ALLEN PRECINCT JANUARY-DECEMBER¹



¹ Includes robberies, aggravated burglaries, motor vehicle thefts, and thefts from motor vehicle. Source: Memphis Police Department.

² A 10.9 percent decrease compared to 2016 and a 9.8 percent decrease compared to 2018.

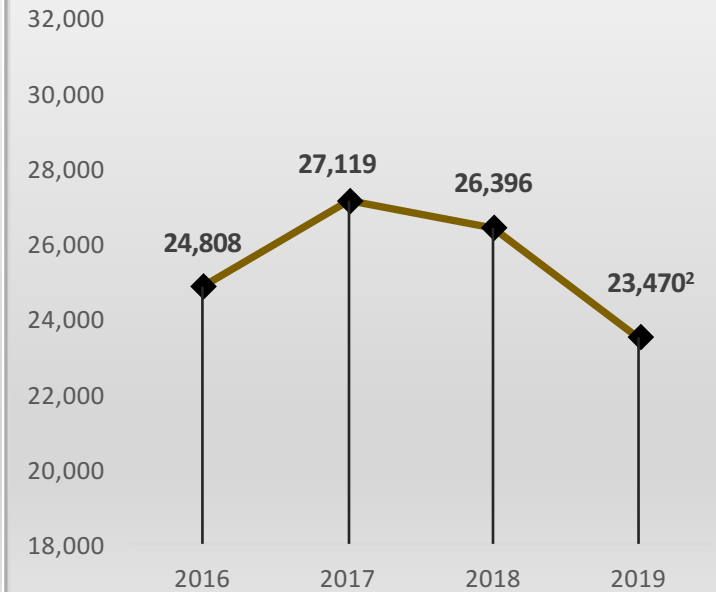
REPORTED BLUE CRUSH CRIMES IN MEMPHIS POLICE DEPARTMENT'S TILLMAN PRECINCT JANUARY-DECEMBER¹



¹ Includes robberies, aggravated assaults, burglaries, motor vehicle thefts, and thefts from motor vehicles. Source: Memphis Police Department.

² A 6.4 percent decrease compared to 2016 and a 12.4 percent decrease compared to 2018.

BLUE CRUSH CRIMES IN MEMPHIS ALL PRECINCTS JANUARY-DECEMBER¹



¹ Includes robberies, aggravated burglaries, motor vehicle thefts, and thefts from motor vehicle. Source: Memphis Police Department.

² A 5.4 percent decrease compared to 2016 and a 10.7 percent decrease compared to 2018.

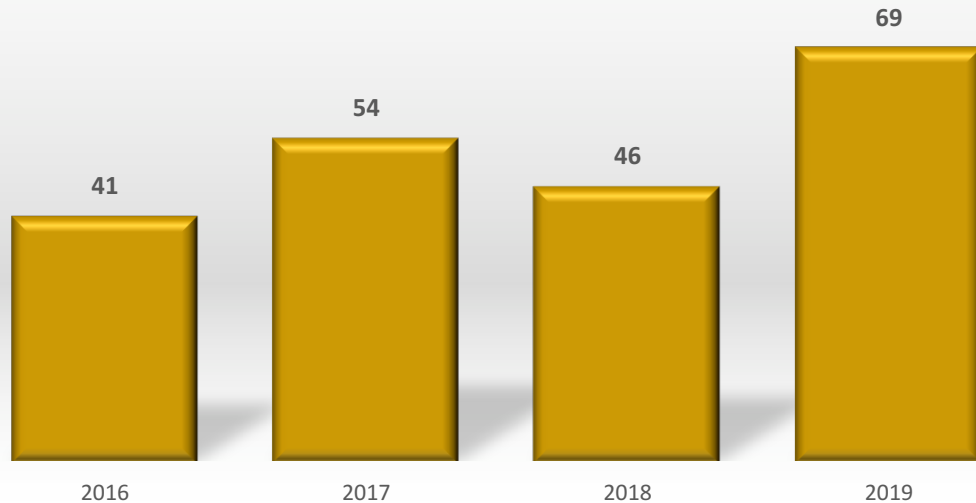
Goal A: Strengthen community engagement in crime prevention efforts.

OBJECTIVE 2: Establish a community prosecution model in targeted areas.

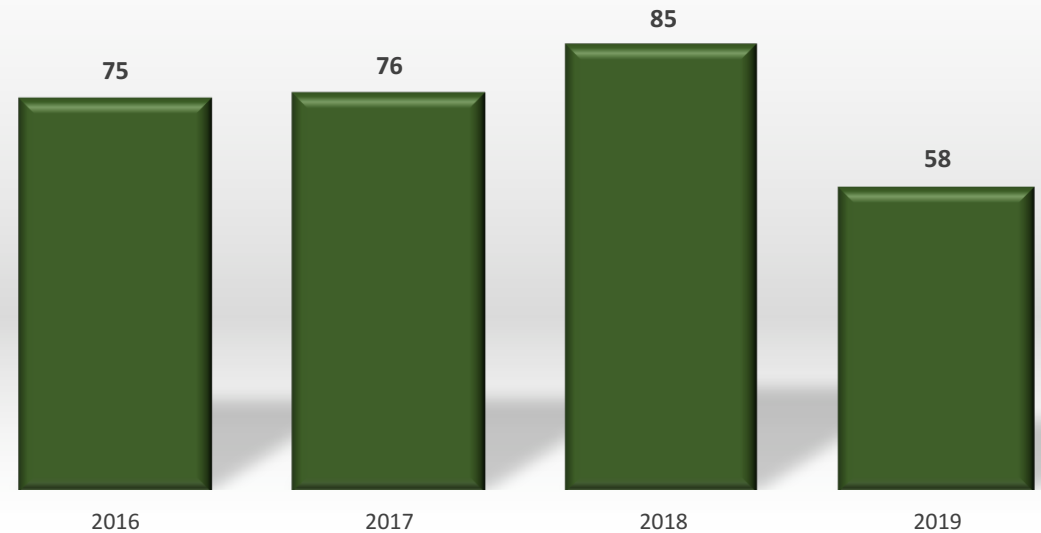
OBJECTIVE OWNERS: Crime Commission, City of Memphis, and Shelby County

OUTCOME: Increase the number of productive* Crimestoppers tips in the NSI geographic areas by a percentage greater than the citywide percentage.

*PRODUCTIVE CRIMESTOPPER TIPS IN THE
OLD ALLEN PRECINCT
JANUARY - DECEMBER*



*PRODUCTIVE CRIMESTOPPER TIPS IN THE
TILLMAN PRECINCT
JANUARY - DECEMBER*



* "Productive," for purposes of tip line calls, means those calls that provide solid information, regardless of whether the call resulted in an actual arrest, what Crimestoppers refers to as "allocated." Often, multiple calls may be received with the same or similar information. They would all be considered "productive."

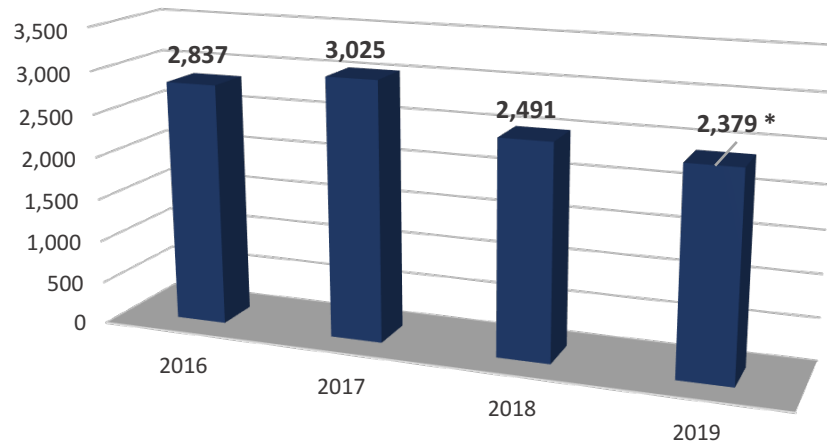
Goal A: Strengthen community engagement in crime prevention efforts.

OBJECTIVE 3: Intensify problem-solving community policing through stronger police-citizen relations.

OBJECTIVE OWNERS: Memphis Police Department, Shelby County Sheriff's Office, Crimestoppers

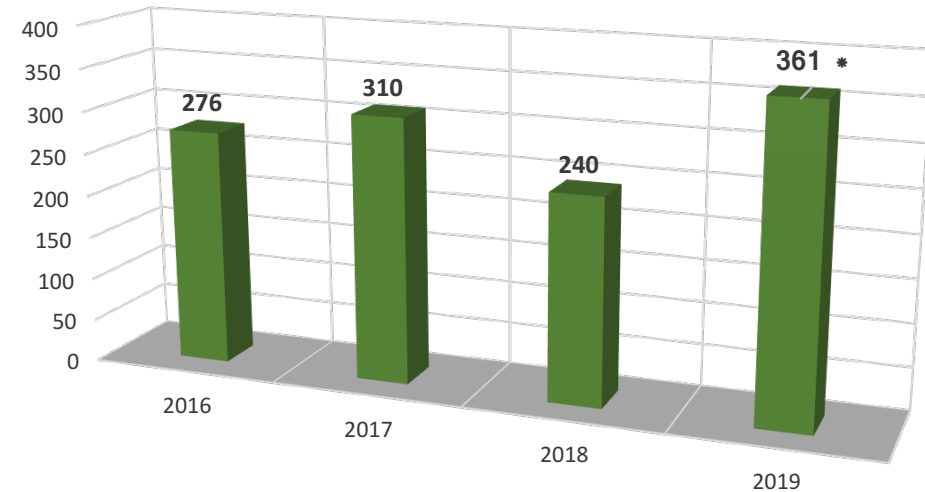
OUTCOME: System-wide, increase the number and percentage of productive* Crimestoppers contacts. **"Productive,"* for purposes of tip line calls, means those calls that provided solid information, regardless of whether the call resulted in an actual arrest, what Crimestoppers refers to as *"allocated."* Often, multiple calls may be received with the same or similar information. They would all be considered *"productive."* **Increase the number and percentage of citizen-initiated tips/complaints that result in charges being filed.** These are *"awarded"* cases on which payments are made.

*Citywide Total Productive Crimestoppers
Tips January - December*




* An 16.2 percent decline from 2016 and a 4.5 percent decline from 2018
Source: Crimestoppers

*Awarded Cases From Crimestoppers Tips
January - December*



* A 30.8 percent increase from 2016 and a 50.5 percent increase from 2018
Source: Crimestoppers



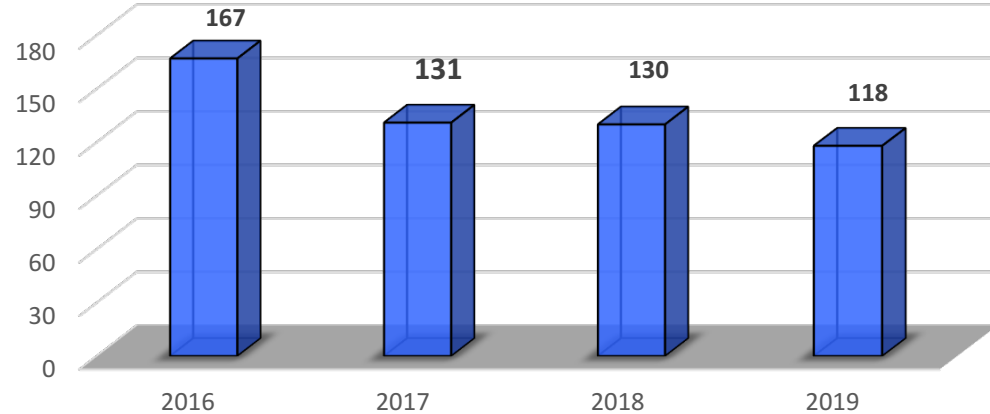
Goal A: Strengthen community engagement in crime prevention efforts.

OBJECTIVE 3: Intensify problem-solving community policing through stronger police-citizen relations.

OBJECTIVE OWNERS: Memphis Police Department, Shelby County Sheriff's Office, Crimestoppers

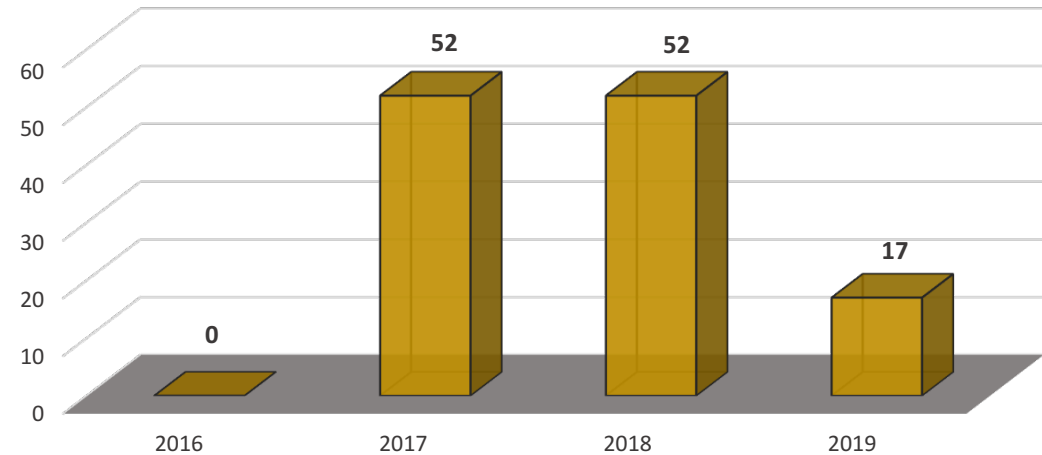
OUTCOME: Increase citizen participation in law enforcement citizens academies.

Memphis Police Department Citizens Academy Graduates



Source: Memphis Police Department (MPD)

Shelby County Sheriff's Office Citizens Academy Participants



Source: Shelby County Sheriff's Office

. Additionally, MPD and SCSO both continue to engage in community-based programming, including Citizens Academy (MPD), Clergy Academies (MPD and SCSO) and youth programming including a joint programming effort (PAL-Police Athletic League with a goal of reaching 7,000 youth through 2020), SCSO Explorers, MDP Youth Crime Watch, Out of the Box, and POW.

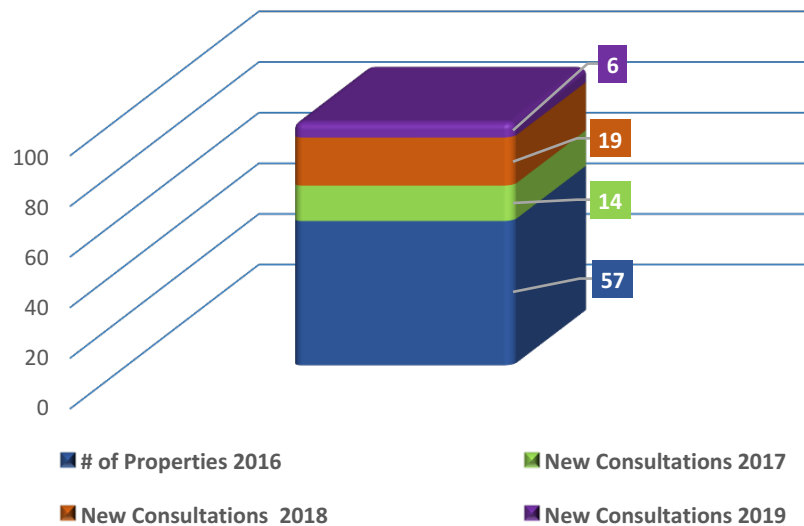
Goal A: Strengthen community engagement in crime prevention efforts.

Objective 4: Expand Safeways' intensive crime prevention program for Shelby County apartment communities.

OBJECTIVE OWNER: Safeways, Inc.

Outcomes: 1-Expand Safeways inspection/consultation services to at least 50% of 100+ unit properties by 2021. 2021 goal is to be in 147 properties as there was a total (as of 2016) of 293 qualifying properties. 2017: 14/18 new consultations. 2018: 19/18 new consultations. 2019 to date: 4/18. Current total = 94 properties. Expand from the current 8% to at least 30% of 100+ unit properties participating in the Safeways certification program by 2021. Reaching goal requires being certified in 88 properties by 2021 (30% of 293).

Safeways New Consultations 2016-2019
Annual Goal: 18 new (111 total by EOY 2019)*



STATUS	Number of Properties	Number of Units
Certified	18	3,657
Certified Select	4	198
Monitored Safety Plan	13	1,819
In Certification Process	9	389
CPTED Insp. Only	12	3,775
Light Insp. Only	3	514
Terminated	13	3,918
TOTAL SERVED TO DATE	72	14,270
Active Properties	44	6,063

*Consultations include Monitored Plans and CPTED and Light Inspections.

Source: Safeways, Inc., Rev. 1/2020

Goal A: Strengthen community engagement in crime prevention efforts.

Objective 4: Expand Safeways' intensive crime prevention program for Shelby County apartment communities.

OBJECTIVE OWNER: Safeways, Inc.

Outcomes: 2-Reduce the level of reported crime* in certified properties by at least 25% (compared to the level of reported crime prior to their enrollment) by 2021. **Reported crime for this objective includes non-DV violent crime and property crime and is measured as a per unit rate. More detailed reports that are property-specific and account for various differentials will be reviewed as part of the evaluation conducted by the Public Safety Institute. Properties seeking Safeways certification generally do so in response to high levels of crime.*

100+ Unit Properties Certified by SafeWays for 5+ years	Cert. Date	Tracked Major Offenses per Unit January - December							% Change Since Certification	Net Change in Offenses since 2013
		2013	2014	2015	2016	2017	2018	2019		
Autumn Ridge	8/1/2013	0.2143	0.1214	0.0786	0.1429	0.1071	0.1214	0.1214	-43%	-12
Breezy Point	8/1/2013	0.4152	0.2865	0.3216	0.2339	0.3099	0.2924	0.2924	-30%	-18
College Park Family II	9/5/2014	0.1946	0.0438	0.0365	0.0389	0.0560	0.0511	0.0584	33%	-54
Ellington at Kirby	6/1/2013	0.1280	0.0854	0.0976	0.0549	0.0427	0.0732	0.0549	-57%	-12
Eton Square	6/1/2013	0.1154	0.0817	0.1202	0.0673	0.1154	0.1106	0.0673	-42%	-9
Greenbriar	7/1/2013	0.4231	0.4087	0.3654	0.3654	0.3077	0.3365	0.3846	-9%	-11
Pershing Park	7/1/2013	0.1688	0.0188	0.1125	0.1188	0.1875	0.1063	0.1500	-11%	-5
Rolling Hills	8/1/2013	0.0870	0.0507	0.0290	0.0362	0.0942	0.1014	0.0725	-17%	-3
Saints Court	7/1/2013	0.1563	0.1406	0.0781	0.0625	0.1875	0.1797	0.3672	135%	23
The Coves at Yale	1/1/2014	0.2637	0.1264	0.0879	0.1264	0.1099	0.1484	0.0879	-30%	-30
The Posts	7/1/2013	0.0814	0.0872	0.1047	0.0756	0.0930	0.0698	0.0930	14%	4

Safeways properties' percentages of major offenses reduction are greater than non-certified properties by more than double.


% Change in Offenses 100+ Unit properties SafeWays-Certified for at least 5 Years (aggregated)

-29%

Source: Safeways, Inc., Rev. 1/2020

% Change in Offenses - All 100+ Unit Properties (since 2013)

-12%



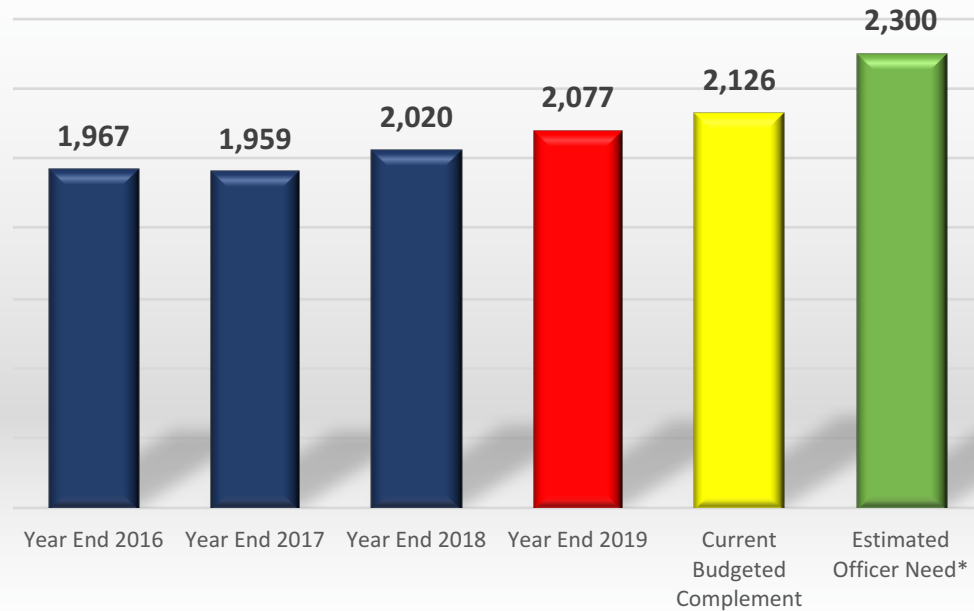
Goal B: Strengthen law enforcement's ability to reduce violent street crime.

OBJECTIVE 1: Clarify and resolve shortages in law enforcement staffing.

OBJECTIVE OWNERS: Memphis Police Department, Shelby County Sheriff's Office

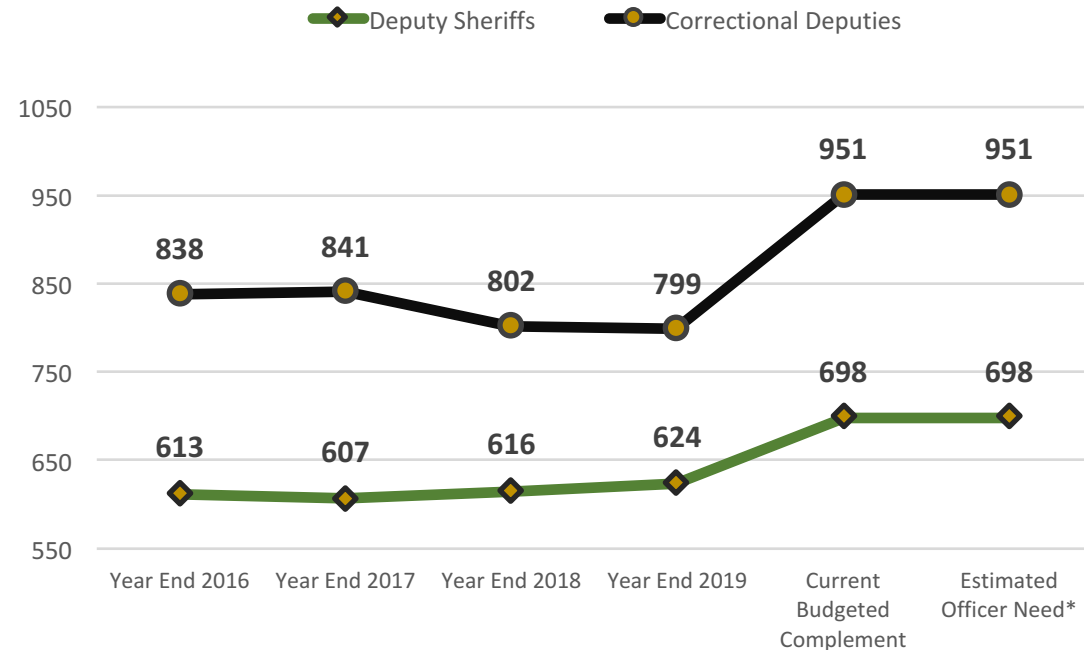
OUTCOME: Achieve the current level of funded complement in the Memphis Police Department by 2020. Achieve the current level of funded complement in the Shelby County Sheriff's Office by 2020. Achieve assessment-based ideal complements in both agencies by 2021.

Memphis Police Department Staffing



Source: MPD. *Estimated need is based on the goal for 2020.

Shelby County Sheriff's Office Staffing



*The estimated needs for both MPD and SCSO are subject to change based upon a planned zero-based staffing assessment (at MPD).

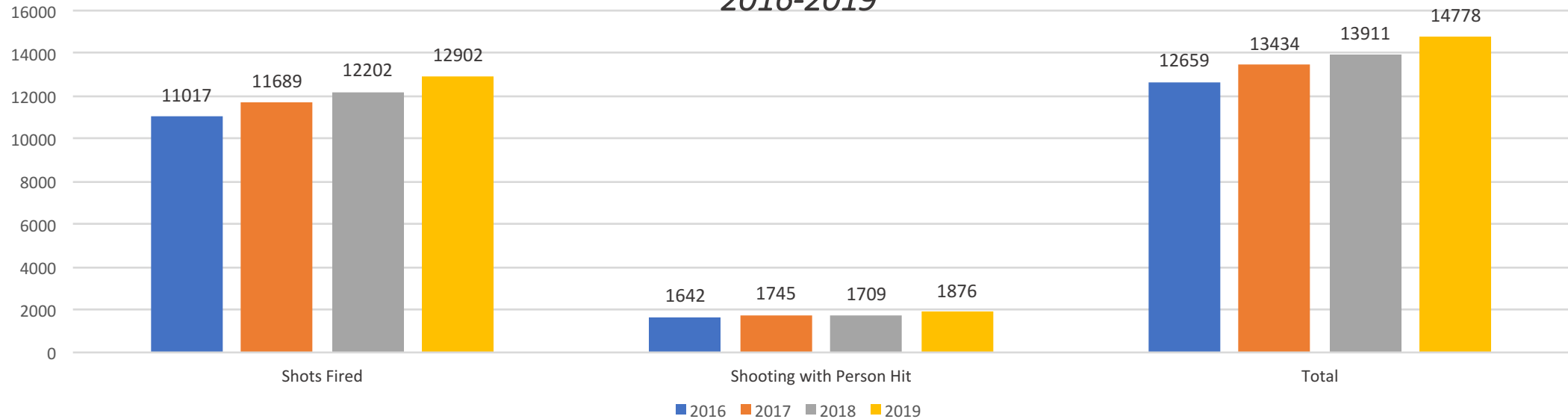
Goal B: Strengthen law enforcement's ability to reduce violent street crime.

OBJECTIVE 2: Use additional law enforcement staffing, technology, and other resources to expand data-driven, proactive policing.

OBJECTIVE OWNERS: Memphis Police Department, Shelby County Sheriff's Office

OUTCOME: Reduce calls for shots fired with persons hit by at least 30% by 2021.

Calls for Service for Shots Fired with Person Hit in City of Memphis 2016-2019



Source: Memphis Police Department and Dr. Angela Madden, University of Memphis Public Safety Institute

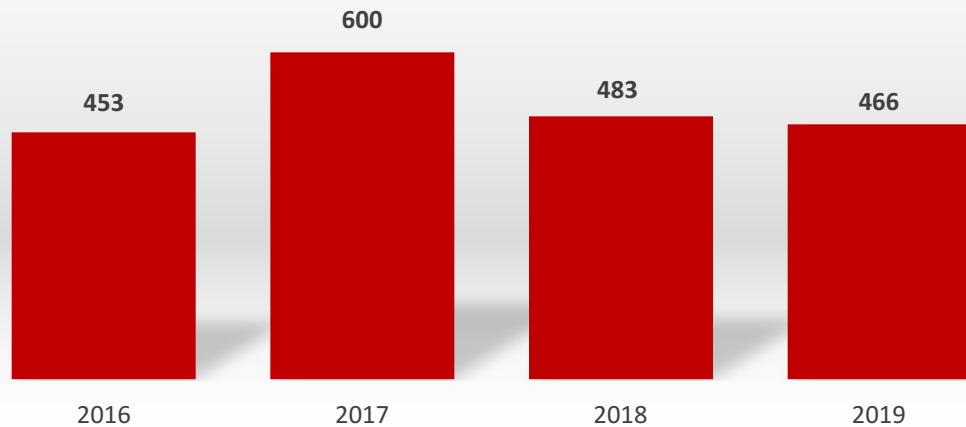
Goal B: Strengthen law enforcement's ability to reduce violent street crime.

OBJECTIVE 2: Use additional law enforcement staffing, technology, and other resources to expand data-driven, proactive policing.

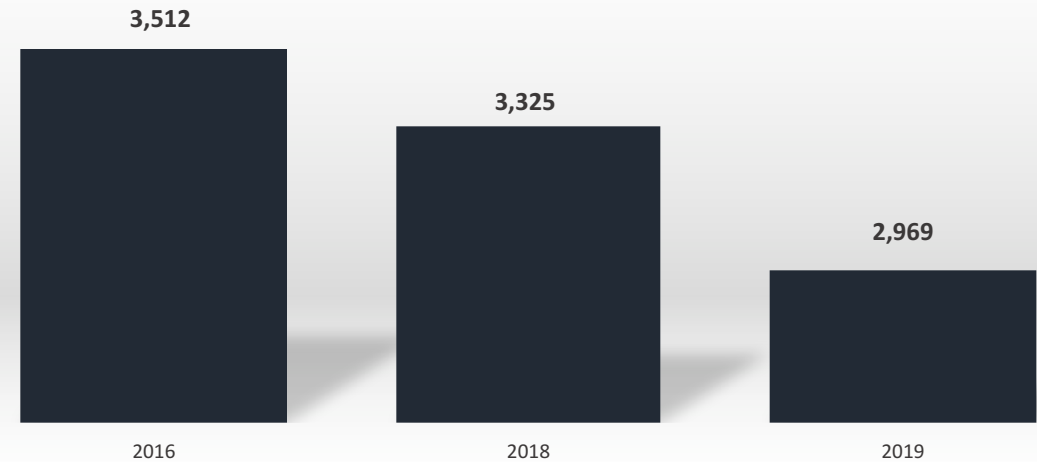
OBJECTIVE OWNERS: Memphis Police Department, Shelby County Sheriff's Office

OUTCOME: Increase enforcement of felony weapon law violations and felony drug violations by at least 15% by 2021 as measured by number of offenses. An increase in number of offenses may reflect increased enforcement.

Memphis Felony Weapons Laws Violations¹
January - December



Memphis Drug/Narcotic Violations
January - December



¹ Includes convicted felons in possession of firearms and possession of illegal firearms.
² A 3.5 percent decrease compared to 2018 and an 3.0 percent increase compared to 2016 . Sources: Memphis Police Department and Dr.. Angela Madden , U of M Public Safety Institute.

¹ Source: Tennessee Bureau of Investigation (TBI). 2019 figure is preliminary.
² An 15.5 percent decrease compared to 2016 and a 10.7 percent decrease compared to 2018 . Source: TBI



Goal B: Strengthen law enforcement's ability to reduce violent street crime.

OBJECTIVE 3: Enhance law enforcement training to better serve the community.

OBJECTIVE OWNERS: Memphis Police Department and Shelby County Sheriff's Office

OUTCOME: Increase awareness by law enforcement officers of proper practices and standards in key enforcement areas guided by the implementation plan of the President's Task Force on 21st Century Policing.

Pre-training results are as follows:

Recruits performed best on items related "use of force" and "search & seizure-Miranda." Recruits need better understanding of "evidentiary standards" and "search & seizure-warrants." Training at the academy is designed to create an understanding in all substantive areas and these pre-training assessments will be used to help direct focus areas during training. These assessments have continued to be administered in subsequent training classes. An overall interim assessment of recruit knowledge before and after training will be issued soon.

Rev. 7/19

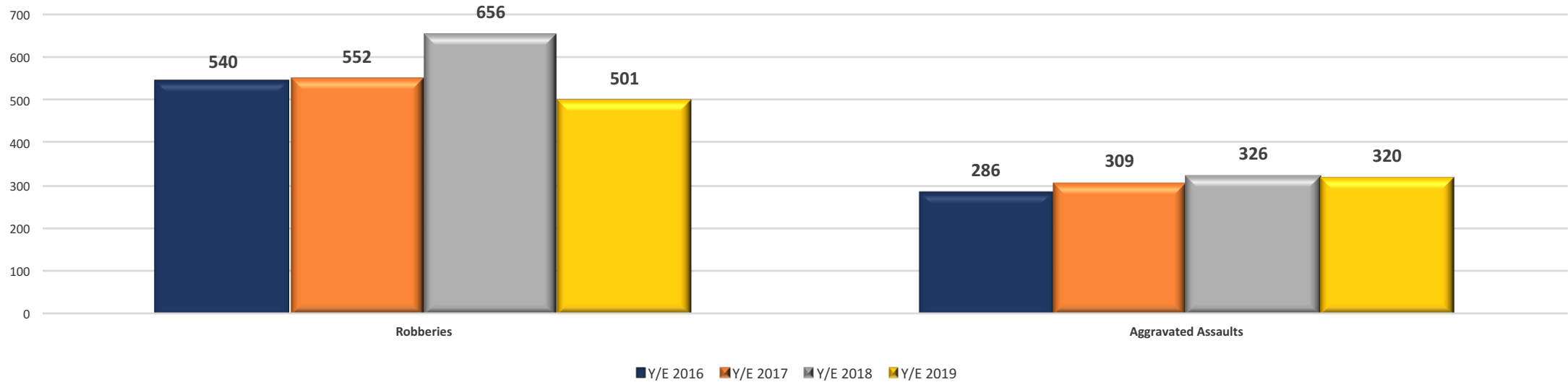
Goal B: Strengthen law enforcement's ability to reduce violent street crime.

OBJECTIVE 4: Enhance the use of intelligence and data-gathering to reduce gang violence.

OBJECTIVE OWNERS: Multi-Agency Gang Unit, including the Memphis Police Department, Shelby County Sheriff's Office, District Attorney's Office, U.S. Attorney's Office, and Federal Bureau of Investigation

OUTCOME: Reduce the number of aggravated assault and robbery incidents committed by three or more offenders by at least 30% by 2021.

Robberies¹ and Aggravated Assaults² with 3 or More Suspects 2016-2019



1 A decrease of 9% compared compared to 2016 and a decrease of 19% compared to 2018

2 An increase of 12% compared to 2016 and a decrease of 2% compared to 2018

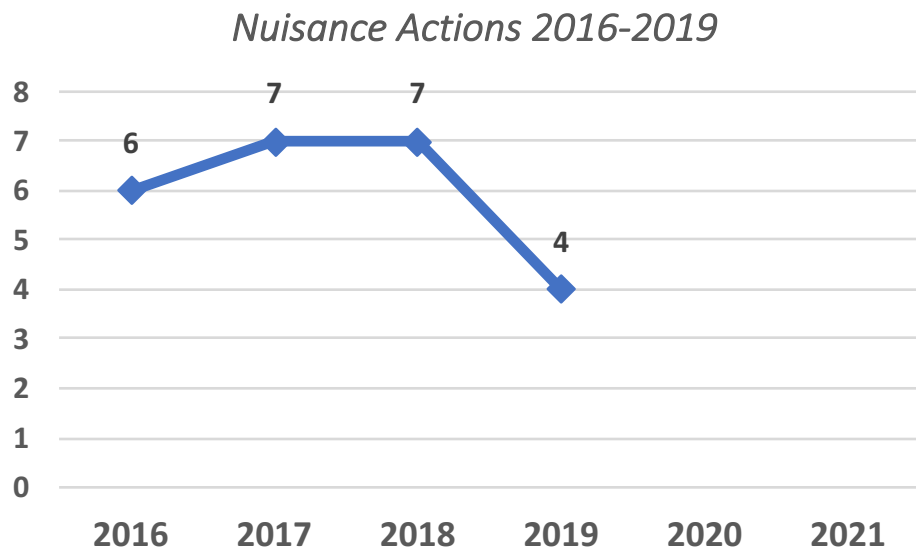
Source: MPD, Rev. 1/2020

Goal B: Strengthen law enforcement's ability to reduce violent street

OBJECTIVE 4: Enhance the use of intelligence and data-gathering to reduce gang violence.

OBJECTIVE OWNERS: Multi-Agency Gang Unit, including the Memphis Police Department, Shelby County Sheriff's Office, District Attorney's Office, U.S. Attorney's Office, and Federal Bureau of Investigation

OUTCOME: 1-Increase the number of enforcement actions (such as drug houses closed and gang injunctions) as investigations warrant.




Source: Shelby County District Attorney's Office, Rev. 1/2020

Addresses of Current Year Nuisance Actions (bold indicates most recent quarter)

- Express Deli and Grocery, 1295 Jefferson Ave (reopened following agreement with owners to correct issues)
- The Governor's Inn & Suites, 2490 Mt. Moriah (at American Way) (reopened after addressing security and code violations)
- Printers Alley Bar and Grill, 322 S. Cleveland (reopened late December with agreed upon changes implemented)
- Red Roof Inn, 6055 Shelby Oaks Drive (reopened following agreement with owners to correct issues and increase security)

Gang Injunctions Issued* and Substantial Actions taken Related to Prior Gang Injunctions

2016	Injunction issued against Grape Street Crips and Vice Lords for Binghampton area.
2017	Dixie Homes Murda Squad, gang-related drug indictment (previously subjects of 2014 gang injunction in area north of the medical district)
2018	Dixie Homes Murda Squad, additional 34 gang-related drug indictments (related to prior injunction)
2019	None



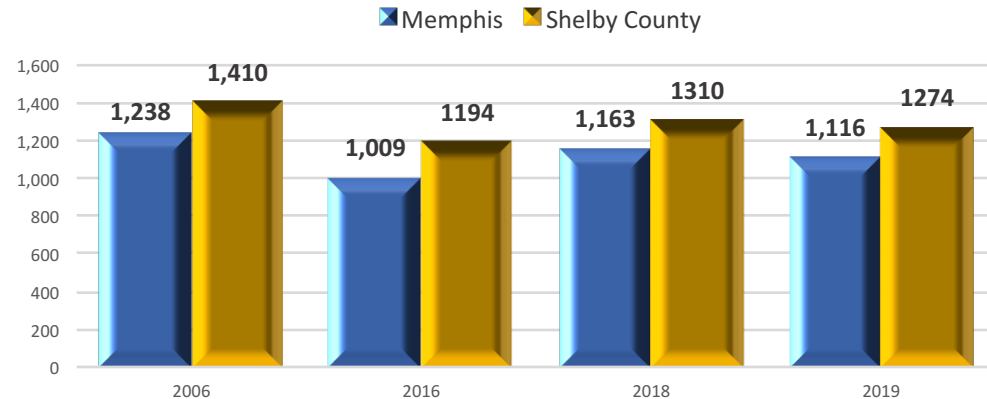
Goal B: Strengthen law enforcement's ability to reduce violent street crime.

OBJECTIVE 4: Enhance use of intelligence and data-gathering to reduce gang violence.

OBJECTIVE OWNERS: Multi-Agency Gang Unit, including the Memphis Police Department, Shelby County Sheriff's Office, District Attorney's Office, U.S. Attorney's Office, and Federal Bureau of Investigation

OUTCOME: Reduce youth (ages 24 and under) violence (perpetrators and victims) by at least 30% by 2021.

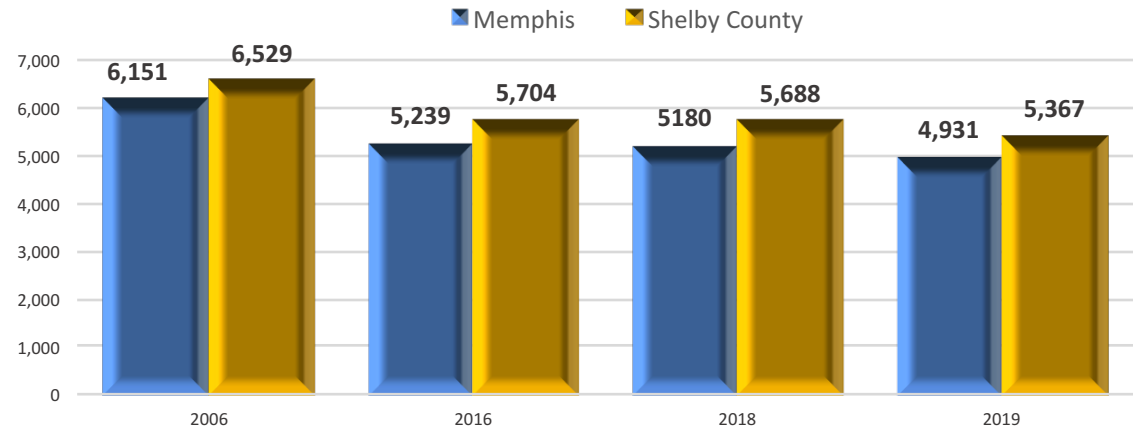
*Total of Youth Arrests for Major Violent Crime
January - December*



Percentage of Major Violent Crime Arrests

	2006	2016	2018	2019
Memphis	54.3%	50.3%	45.8%	42.5%
Shelby County	54.3%	49.8%	45.2%	42.8%

*Number of Youth Victims of Major Violent Crime
January - December*



Percentage of Major Violent Crime Victims

	2006	2016	2018	2019
Memphis	40.4%	40.1%	37.8%	38.0%
Shelby County	40.6%	40.3%	38.2%	38.2%

Major violent crime" includes murder, rape, robbery, aggravated assault (FBI Part 1 Violent Crimes). Source for all charts: TBI Rev. 10/19



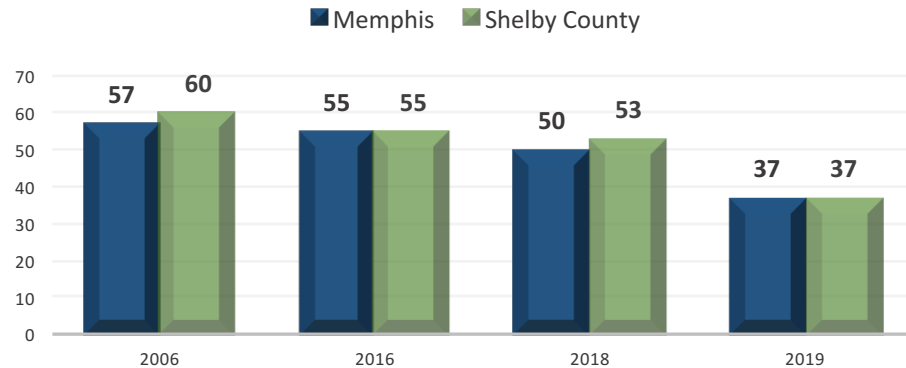
Goal B: Strengthen law enforcement's ability to reduce violent street crime.

OBJECTIVE 5: Effectively implement a violence intervention/focused deterrence (FD) model in which multiple law enforcement and prosecution agencies team up with community members and social service providers to deliver a “carrot and stick” approach to curbing gang-affiliated gun violence.

OBJECTIVE OWNERS: Multi-Agency Gang Unit, including the Memphis Police Department, Shelby County Sheriff's Office, District Attorney's Office, U.S. Attorney's Office, and Federal Bureau of Investigation

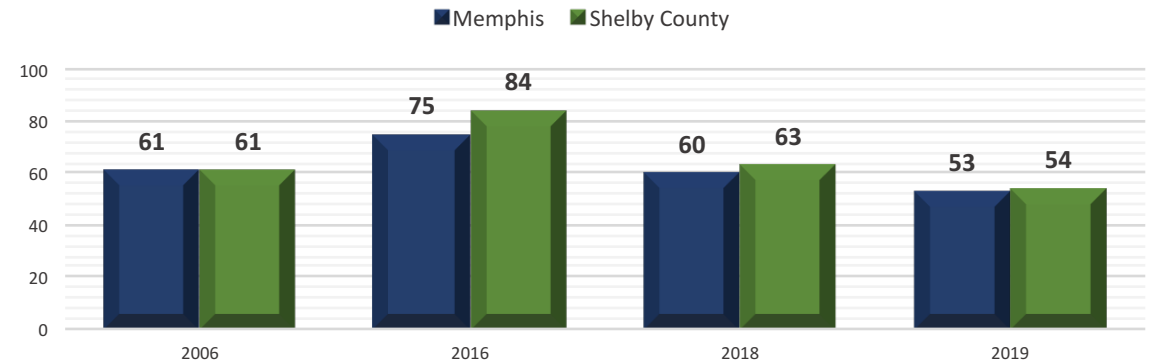
OUTCOME: Reduce youth (ages 24 and under) homicides (perpetrators and victims) by at least 30% by 2021.

*Number of Youth Arrests for Murder
January - December*



<i>Percentage of Murder Arrests</i>				
	2006	2016	2018	2019
Memphis	47.9%	65.5%	54.9%	44.0%
Shelby County	48.4%	61.1%	54.6%	43.5%

*Number of Youth Murder Victims
January - December*



<i>Percentage of Murder Victims</i>				
	2006	2016	2018	2019
Memphis	41.2%	36.9%	31.9%	27.6%
Shelby County	40.4%	38.0%	32.5%	27.0%

Source for all charts: TBI Rev. 10/19



Goal B: Strengthen law enforcement's ability to reduce violent street crime.

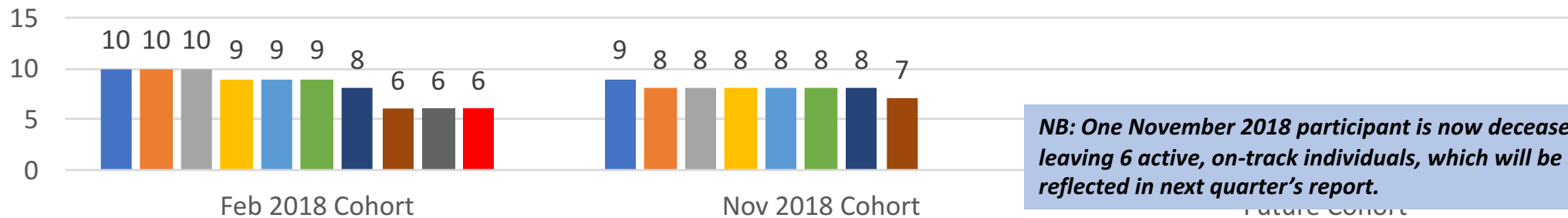
OBJECTIVE 5: Effectively implement a violence intervention/focused deterrence (FD) model in which multiple law enforcement and prosecution agencies team up with community members and social service providers to deliver a “carrot and stick” approach to curbing gang-affiliated gun violence.

OBJECTIVE OWNERS: Multi-Agency Gang Unit, including the Memphis Police Department, Shelby County Sheriff's Office, District Attorney's Office, U.S. Attorney's Office, and Federal Bureau of Investigation

OUTCOMES: 1-Maintain at least a 50% on track* rate for participants of Operation Comeback through two years post-program.

The Focused Deterrence program, known as “Operation Comeback” was launched in February 2018 followed by a second cohort in November 2018. New cohorts are expected to occur during 2020.

Operation Comeback (Focused Deterrence) 2018-2019



NB: One November 2018 participant is now deceased, leaving 6 active, on-track individuals, which will be reflected in next quarter's report.

- "Invited"
- Attended
- On Track-1 month
- On Track-2 months
- On Track-3 months
- On Track-6 months
- On Track-9 months
- On Track-1 year
- On Track-15 months
- On Track-18 months
- On Track-2 years

* "On track" means the individual is substantially complying with the program and has not been caught with a firearm, has not been convicted of a violent crime, and is not otherwise serving a sentence in custody. Source: Shelby County District Attorney's Office, Rev. 1/2020

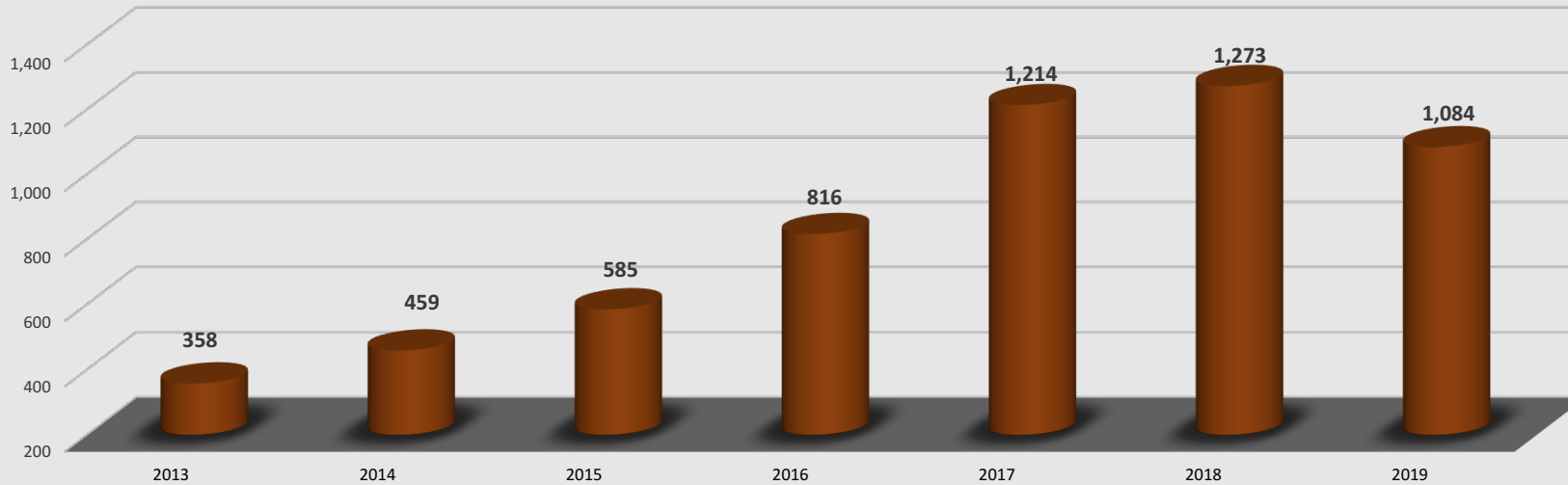
Goal B: Strengthen law enforcement's ability to reduce violent street crime.

OBJECTIVE 6: Expand efforts to reduce crimes with guns through (1) strengthening state penalties involving illegal possession of guns, (2) enforcing both federal and state gun laws effectively, and (3) communicating to the street level the consequences of engaging in gun crime.


OBJECTIVE OWNERS: District Attorney's Office, U.S. Attorney's Office, Crime Commission

OUTCOME: Strengthen state penalties for illegal possession of guns.

*Guns Reported Stolen From Motor Vehicles in Memphis
2013-2019*



Source: Memphis Police Department



Goal B: Strengthen law enforcement's ability to reduce violent street crime.

OBJECTIVE 6: Expand efforts to reduce crimes with guns through (1) strengthening state penalties involving illegal possession of guns, (2) enforcing both federal and state gun laws effectively, and (3) communicating to the street level the consequences of engaging in gun crime.

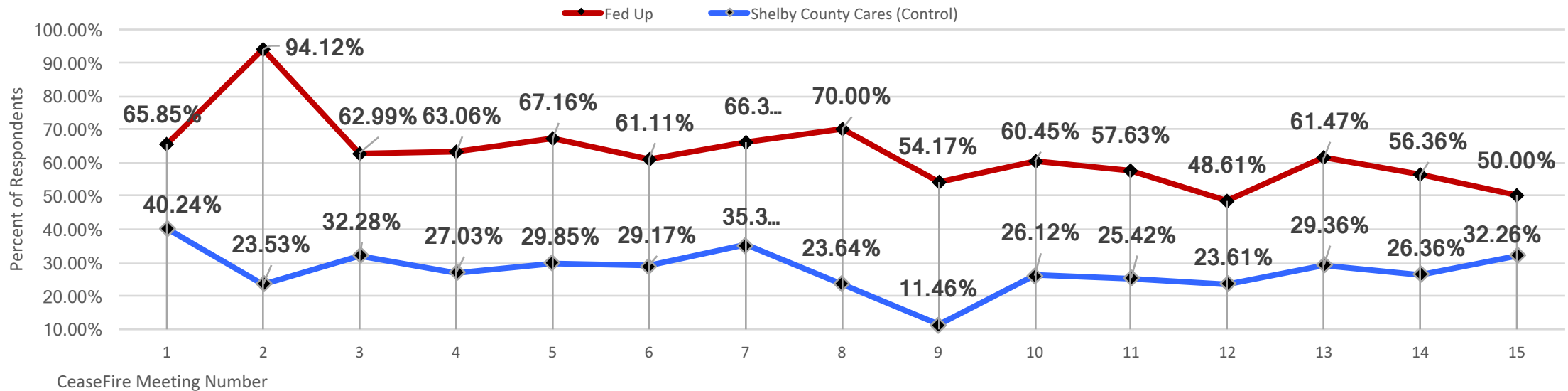
OBJECTIVE OWNERS: District Attorney's Office, U.S. Attorney's Office, Crime Commission

OUTCOME: Strengthen state penalties for illegal possession of guns. (Note: Legislation enacting tougher sentences for felons convicted of being in possession of firearms was enacted in 2017.)


OUTCOME: Monitor the awareness of the Fed Up communications campaign.

This survey is being administered to various probation and parole groups (including juveniles). This chart reflects surveys conducted in the adult Ceasefire program through June 2019.

CeaseFire Participants Who Have Seen Either the Fed Up or Shelby County Cares (Control) Ad



Source: Public Safety Institute, Rev 6/19



Goal B: Strengthen law enforcement’s ability to reduce violent street crime.

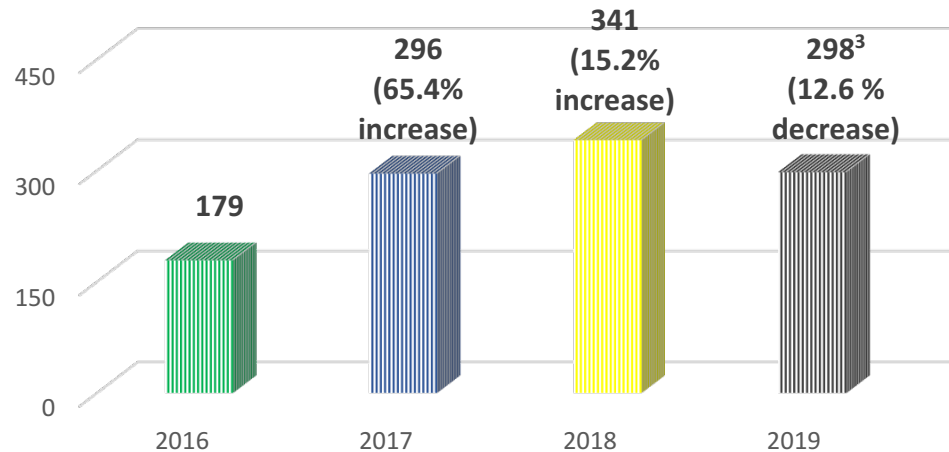
OBJECTIVE 6: Expand efforts to reduce crimes with guns through (1) strengthening state penalties involving illegal possession of guns, (2) enforcing both federal and state gun laws effectively, and (3) communicating to the street level the consequences of engaging in gun crime.

OBJECTIVE OWNERS: District Attorney’s Office, U.S. Attorney’s Office, Crime Commission

OUTCOME: Maintain a conviction rate of at least 80% of those charged with violation of federal gun laws.

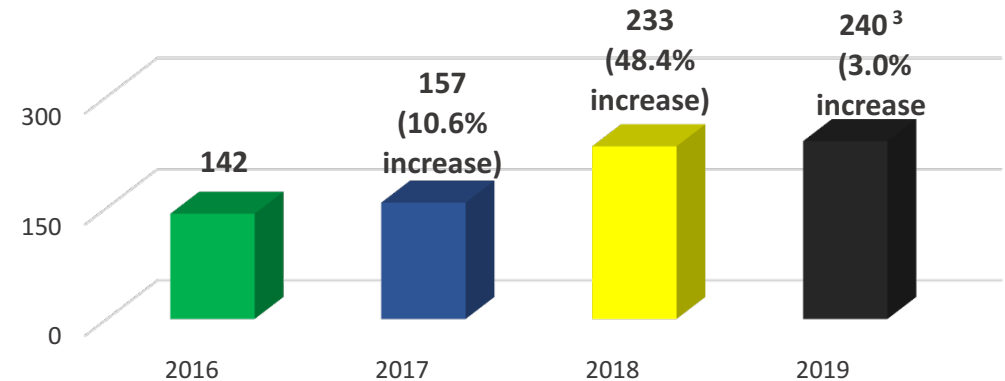
GUN CASES BROUGHT BY U.S. ATTORNEY¹

Defendants Charged²



Source: U. S. Department of Justice

Guilty Defendants²



Source: U. S. Department of Justice

1 Includes firearms offenses for (1) prohibited persons in possession of firearms and (2) possession, brandish, or discharge of firearms during crimes of violence or drug trafficking offenses.

2 Defendants charged in a given calendar year as not necessarily convicted the same calendar year.

3 2019 figures are preliminary.

Goal C: : Strengthen intervention programs for ex-offenders.

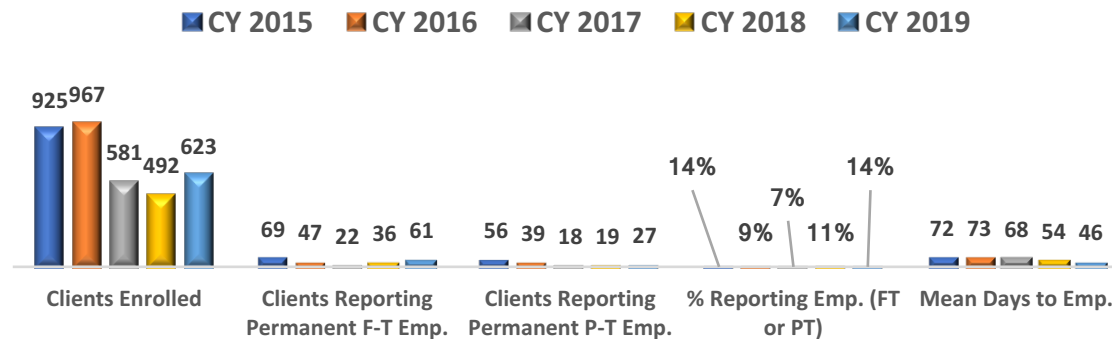
Objective 1: In order to increase their chances of breaking the cycle of crime, implement a jobs program for high-risk ex-offenders that adds a transitional work feature to the more traditional program elements of job placement, life skills and mental health support.

OBJECTIVE OWNERS: Shelby County Office of Re-entry, Workforce Investment Network

Outcome: 2-At least 90% of participating ex-offenders are placed into permanent jobs.

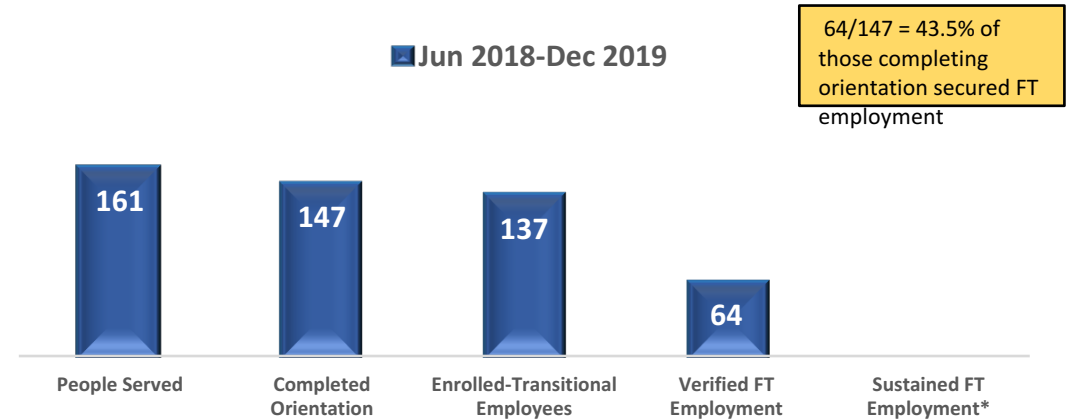
CEO was retained as the provider to implement this program and began services with its first cohort in May, 2018. These charts show data related to both the Shelby County Office of Reentry and CEO. Sustained FT employment = maintained employment over a 12-month period. This data will be available in late 2019 for CEO. The CEO program is still too new to draw any conclusion as to whether it is meeting the stated goal of 90% placement into permanent jobs. Average hourly wage earned for CEO participants is \$11/hour. SCOR data reflect felons/seeking work/active in SCOR (at least two encounters within 90 days) at medium to high risk of reoffending based on an established risk assessment tool. Some clients may find permanent employment in the calendar year following their date of enrollment. SCOR is re-evaluating data which may impact numbers reported for prior years.

Office of Re-entry Felony Clients Seeking Employment
2015- 2019



For 2019, 119 ex-felon clients were enrolled in FOCUSED, a training program, with 76 not yet employed.

CEO Transitional Work Program Metrics



*Early results reflect 61% 90-day and 52% 180-day retention rates for permanent job placements.

Goal D: : Enhance domestic violence prevention and intervention efforts.

Objective 1: Evaluate and expand the success of the Family Safety Center in reducing re-victimization.

OBJECTIVE OWNERS: Family Safety Center, Crime Commission)

Outcome: 1-Reduce the percentage of FSC clients experiencing re-victimization by at least 20% by 2021.

FSC uses the Conflict Tactics Scale-2 as the measure of revictimization, relating to self-reported incidents within the past 90 days of the administration of the questionnaire. This measure was implemented in late 2017 and reached a reliable level of reporting in the first quarter 2018. Therefore, 2018 serves as the baseline. *The scale is administered at the time of service and at approximately 90 days later. This chart reflects initial scoring as well as +90 days for available quarters. The CTS-2 assesses the severity of incidents IPV clients have experienced, including the frequency of physical assault, injury, and sexual coercion experienced in a relationship. Improvement is measured by declining scores. Not all individuals with an initial score will be reachable or willing to take a +90 days scoring evaluation. Therefore, the "N" is different for these testing periods (see, number of clients scored and number of attempted follow-up contacts post-90 days).

Average Scores															
	Q1-18 Average	Q1-18 +90 days* Average	Q2-18 Average	Q2-18 +90 Days* Average	Q3-18 Average	Q3-18 +90 Days* Average	Q4-18 Average	Q4-18 +90 Days* Average	Q1-19 Average	Q1-19 +90 Days* Average	Q2-19 Average	Q2-19 +90 Days* Average	Q3-19 Average	Q3-19 +90 Days* Average	Q4-19 Average
Physical Assault	27	1	29	13	32	21	31	43	32	26	31	26	34	11	32
Sexual Coercion	8	0	8	2	10	1	12	12	13	6	10	10	12	5	12
Injury	4	0	3	1	4	2	3	3	4	1	4	3	4	2	4
Number of Clients Scored	488	153	859	27	759	14	593	14	582	12	723	45	666	98	536
Median Scores															
	Q1-18 Median	Q1-18 +90 days* Median	Q2-18 Median	Q2-18 +90 days* Median	Q3-18 Median	Q3-18 +90 Days* Median	Q4-18 Median	Q4-18 +90 Days* Median	Q1-19 Median	Q1-19 +90 Days* Median	Q2-19 Median	Q2-19 +90 Days* Median	Q3-19 Median	Q3-19 +90 Days Median	Q4-19 Median
Physical Assault	11	0	7	0	13	15	13	33	12	19	12	0	14	0	13
Sexual Coercion	0	0	0	0	0	0	0	1	0	1	0	0	0	0	0
Injury	0	0	0	0	0	0	0	0	0	0	0	0	0	0	0
No. of Clients Scored	488	153	859	27	759	14	593	14	582	12	723	45	666	98	536

Follow up Attempts

Not tracked

Not tracked

Not tracked

327

686

935

711

Source: Family Safety Center Rev 1/2020

Goal D: : Enhance domestic violence prevention and intervention efforts.

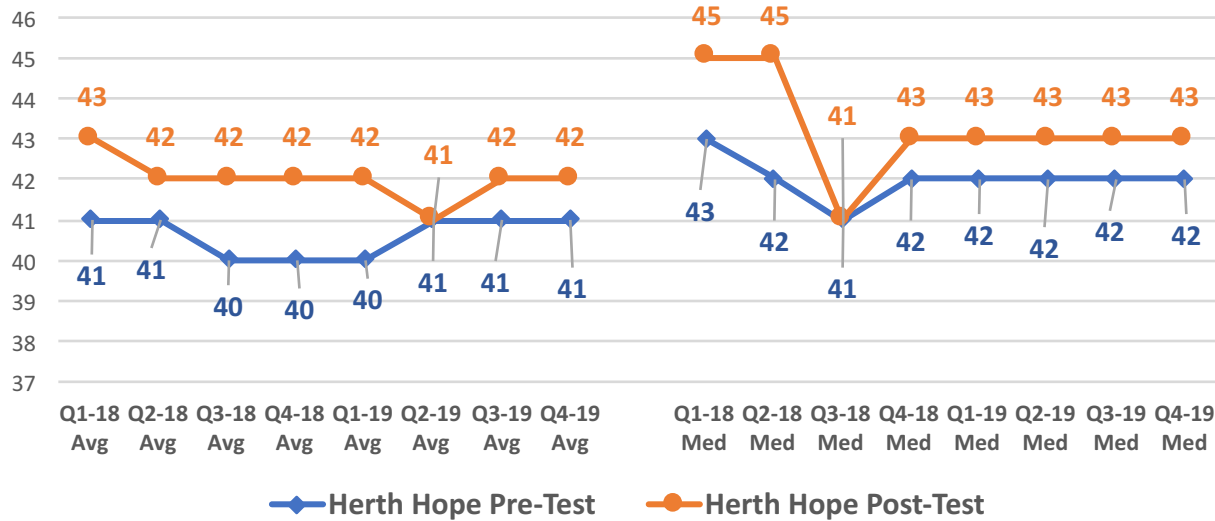
Objective 1: Evaluate and expand the success of the Family Safety Center in reducing re-victimization.

OBJECTIVE OWNERS: Family Safety Center, Crime Commission

Outcome: 2-Increase the number of FSC clients reporting improved outlooks on the Herth Hope Scale.

This scale measures outlook and is an examination of a client's level of hopefulness immediately before and immediately after seeing an FSC navigator. This measure assesses change in client's future goals, positive outlook, sense of direction, and belief that life has value and worth. FSC implemented use of this scale as a metric during the 3rd quarter 2017. Improvement is measured by increasing scores.

Herth Hope Pre- and Post-Service Testing Average and Median Scoring 2018-2019 (by Quarter)



	Q1-18	Q2-18	Q3-18	Q4-18	Q1-19	Q2-19	Q3-19	Q4-19
All pre-tests	420	618	713	591	224	668	663	517
Pre- & Post Tested	89	87	303	242	94	259	172	187
% with Post-Test	21.1%	14.0%	42.4%	40.9%	41.9%	38.8%	25.9%	36.2%

*Graph reflects pre- and post-scoring only for those who also took the post-test. Source: Family Safety Center Rev 1/2020

Goal D: : Enhance domestic violence prevention and intervention efforts.

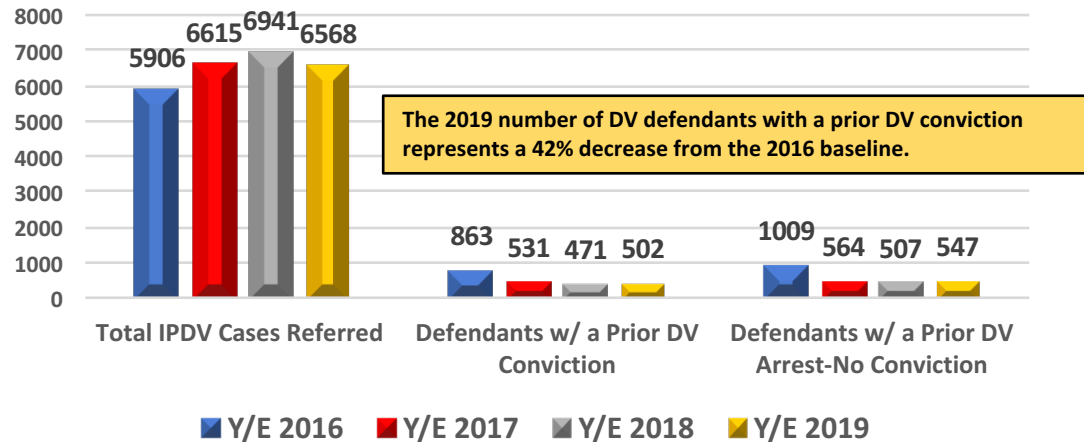
Objective 2: Effectively implement a “domestic violence initiative (DVI)” model in which multiple law enforcement agencies team up with community members and social service providers to deal with repeat domestic violence offenders with a “carrot and stick” model.

OBJECTIVE OWNERS: District Attorney’s Office

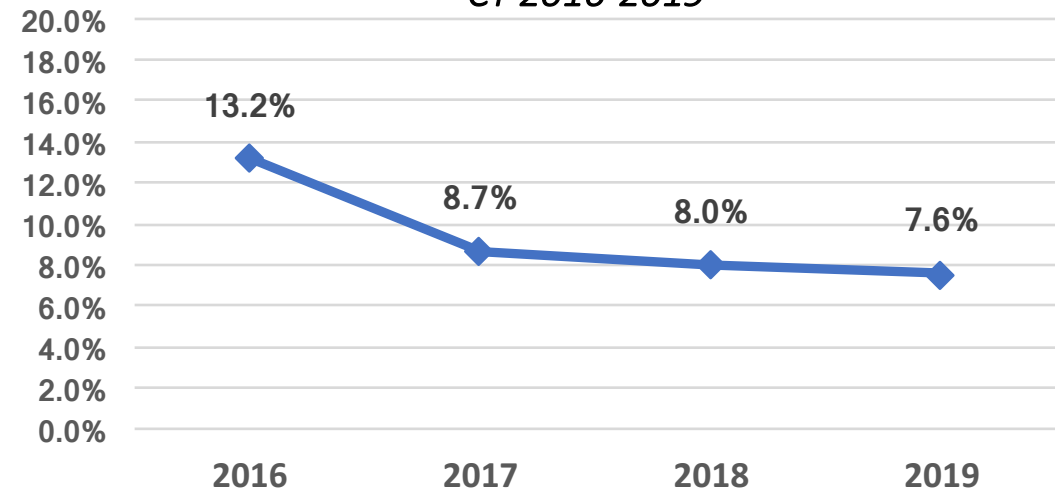
Outcome: Reduce the number of offenders with prior domestic violence convictions by at least 25% by 2021.

(Note: the DVI initiative was in planning stages in 2017 and 2018 and was implemented in the 4th quarter 2018 with a first “off” cohort—those not receiving the DVI intervention. The first “on” cohort took place during the 1st quarter 2019, with the first “call-in” meeting held on April 16, 2019 for those individuals meeting the criteria during the first quarter. Early results from the DVI program will be reported on in the third quarter, 2019 board report.

Intimate Partner DV Cases Referred CY 2016-2019



Percent of DV Defendants with a Prior DV Conviction CY 2016-2019*



Please note, complete data from November 2016 is not available due to a computer system transition. Therefore, comparison to 2016 must take this omission into account.

***Year end % = average of monthly percentages.**



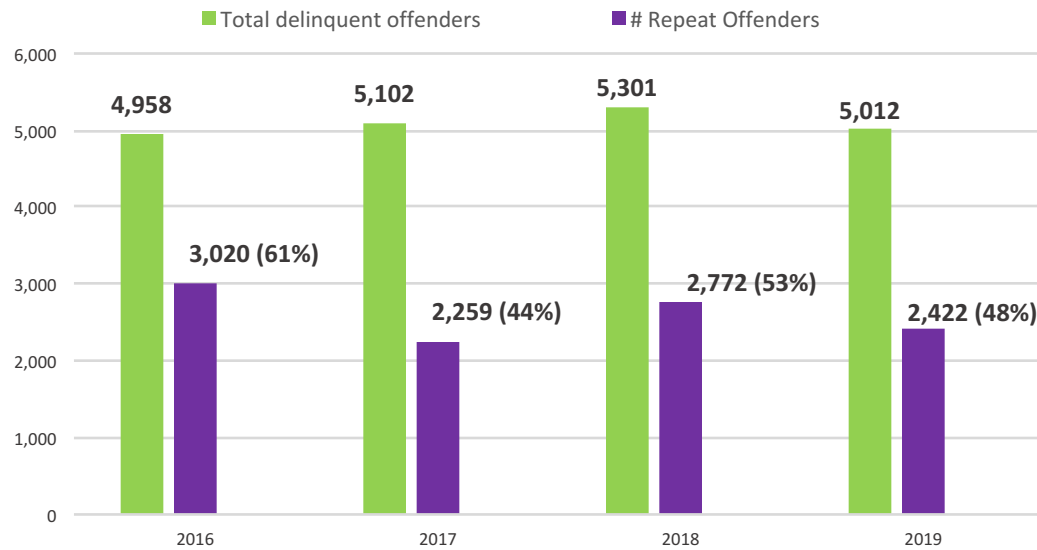
Goal E: Enhance interventions for youth committing delinquent acts

OBJECTIVE 1: Establish a youth assessment center (YAC) to provide needs assessments and appropriate interventions for non-violent youthful offenders (both delinquent and status offenders) rather than automatically involving them in the criminal justice system.

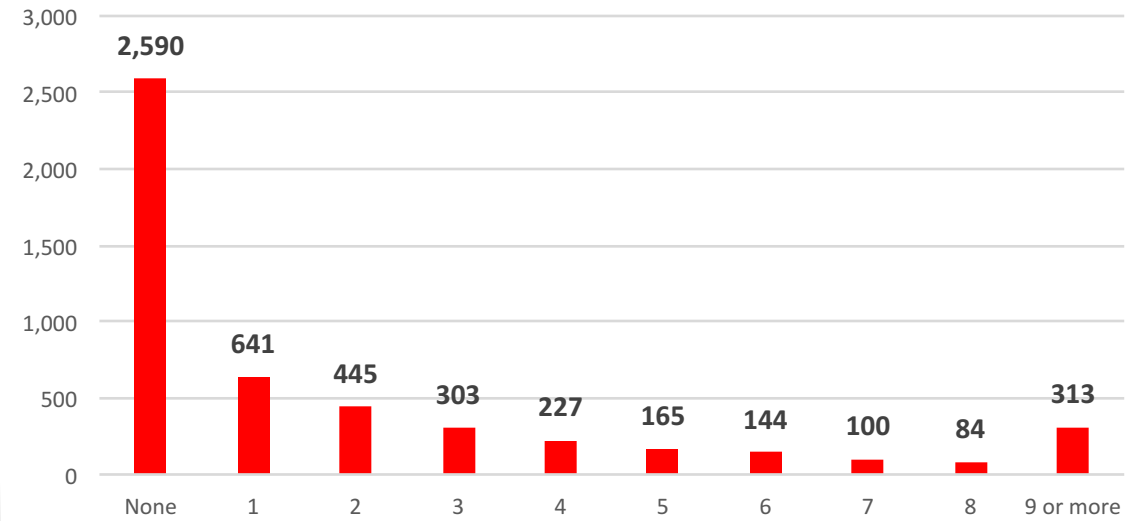
OBJECTIVE OWNERS: Shelby County

OUTCOME: Reduce the number of juveniles committing repeat delinquent acts by at least 35% by 2021.

*Number/Percentage of Juvenile Delinquency Complaints Involving Repeat Offenders (any number of prior offenses) January - December**



Juvenile Delinquency Offenders - Number of Prior Offenses January - December*



* "Delinquency" refers to an offense that would be defined as a crime if committed by an adult. Source: Shelby County Juvenile Court

About 52 percent are first time offenders. Source: Shelby County Juvenile Court



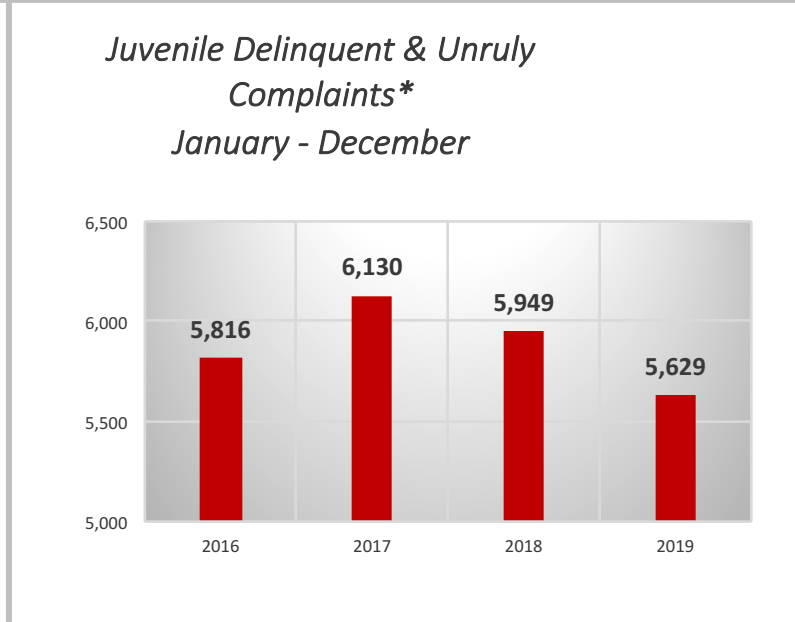
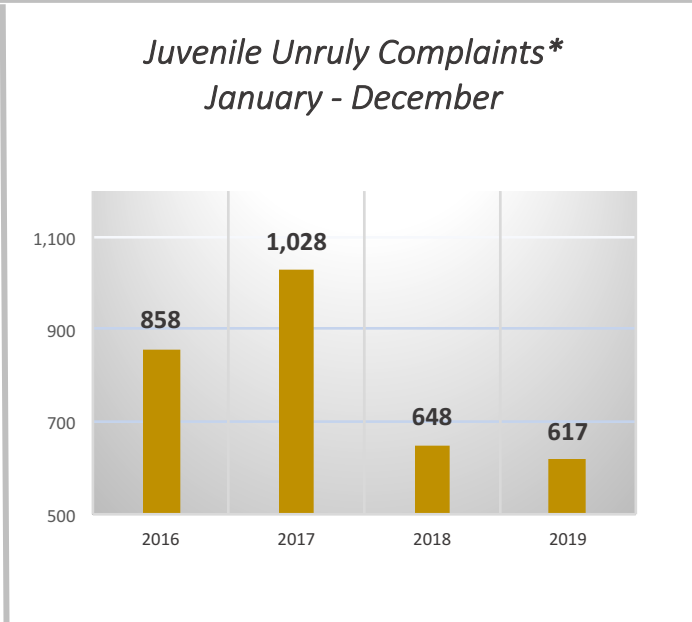
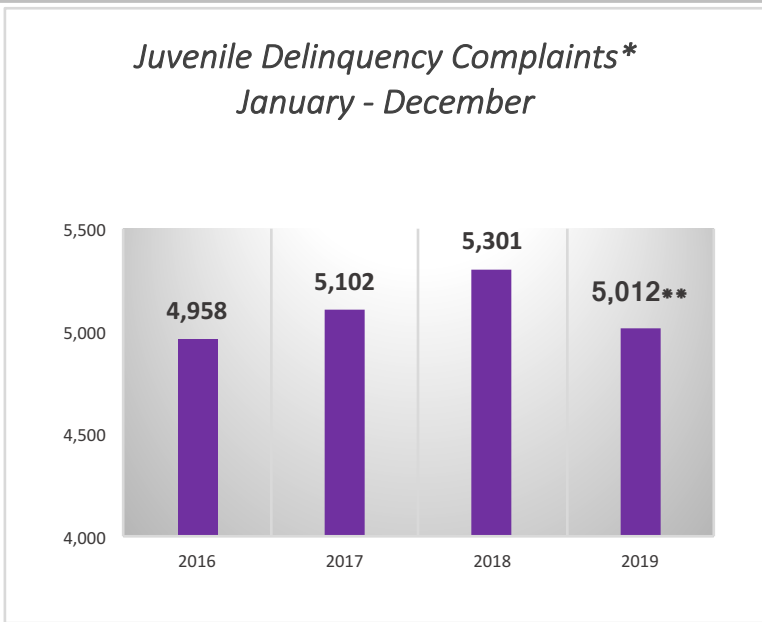
Goal E: Enhance interventions for youth committing delinquent acts.

OBJECTIVE 1: Establish a youth assessment center (YAC) to provide needs assessments and appropriate interventions for non-violent youthful offenders (both delinquent and status offenders) rather than automatically involving them in the criminal justice system.

OBJECTIVE OWNERS: Shelby County

OUTCOME: Reduce the number of youth referred to Juvenile Court by at least 50% by 2021.

(The assessment center has been in the planning stages and therefore not yet implemented as an intervention. Data to date, therefore, does not directly reflect on the intervention outcome.)



* A complaint can include more than one charge or offense. A youth committing offenses in multiple distinct incidents could have multiple complaints ranging from delinquent criminal acts to status offenses. "Delinquency" refers to an offense that would be defined as a crime if committed by an adult. ("Unruly" refers to status offenses such as truancy, underage drinking, and curfew violations.)

** The 2019 figure is a 9.8 percent decrease from 2016 and an 7.4 percent decrease from 2018.

Source: Shelby County Juvenile Court.

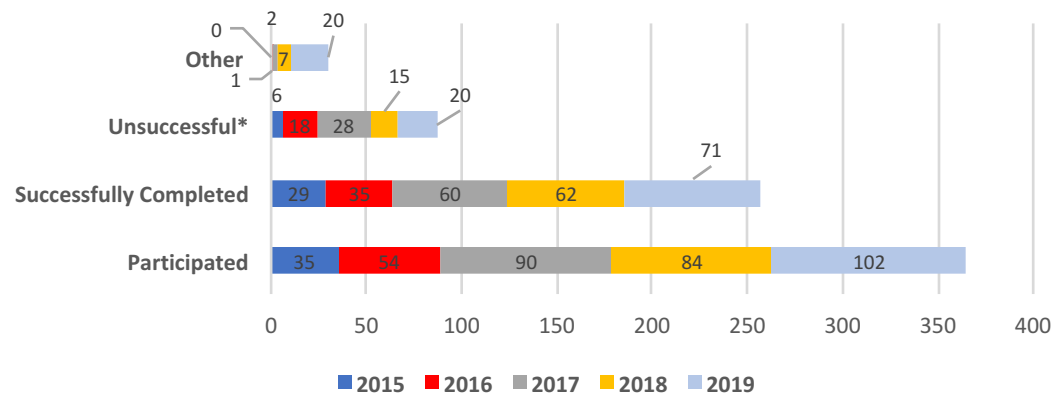
Goal E: Enhance interventions for youth committing delinquent acts

OBJECTIVE 2: Develop a system of Evening Reporting Centers (ERCs) across the county to serve more delinquent youth at the community level.

OBJECTIVE OWNERS: Shelby County Juvenile Court, Shelby County Schools

OUTCOMES: 1-Maintain a compliance rate by participants with the ERC program requirements of at least 85% by 2021. 2-By 2021 less than 10% of participating youth will commit new offenses during their ERC participation and less than 30% will commit new offenses within one year of completing the program. (The second ERC, The Pursuit Center operated by Shelby County Schools, was launched in September 2019. Early data for the second site will be available after 1st Quarter 2020. The data presented here reflects results from the existing ERC operated by JIFF.)

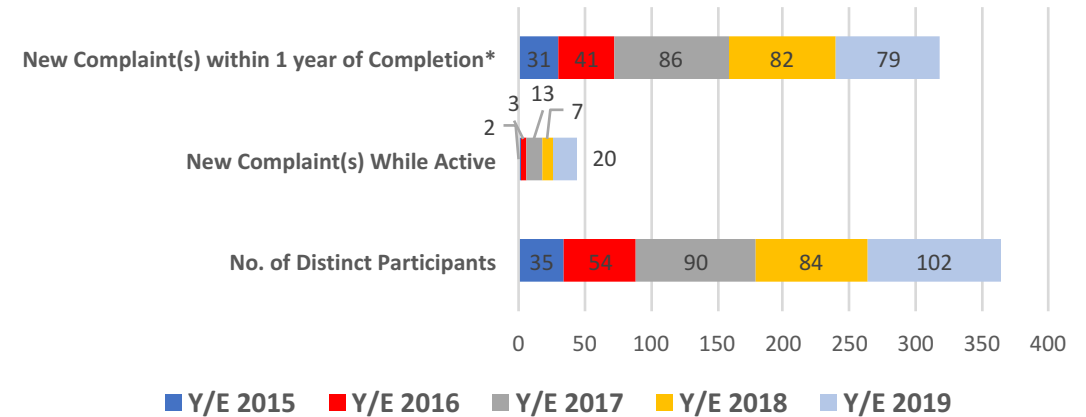
Evening Reporting Center Participation 2015-2019



% Successfully Completed: 2015: 83% 2016: 65% 2017: 67% 2018: 75% 2019: 70%

Based on program start date and number of referrals, not distinct juveniles (some may have participated more than once). *Unsuccessful includes those who did not complete the program, were re-arrested, were non-compliant, and/or were runaways. "Other" category includes excused (3), referral declined (3), and removed to DCS custody (1).

New Complaints for ERC Participants 2015-2019



New Complaints (may occur in the following CY) %:
 2015: 6% while active, 89% w/in 1 year 2016: 6% while active, 76% w/in 1 year
 2017: 14% while active, 96% w/in 1 year 2018: 10% while active, 98% w/in 1 year
 2019: 20% while active; 78% after program (number may change in 2020)